



crossroads series

Made from warm red clay unique to Indiana, this series is produced at one of North America's most technologically advanced manufacturing facilities. Crossroads Series offers rich tones, various textures and a rugged, tumbled appearance.



Crossroads Series, Benton

crossroads series

SIZES



Modular
Length 194 mm (7 5/8")
Height 57 mm (2 1/4")
Depth 92 mm (3 5/8")
Bricks per square foot 6.8
Bricks per square meter 73.5



Queen
Length 194 mm (7 5/8")
Height 70 mm (2 3/4")
Depth 70 mm (2 3/4")
Bricks per square foot 5.7
Bricks per square meter 61.5



Premier Executive
Length 257 mm (10 1/8")
Height 79 mm (3 1/8")
Depth 70 mm (2 3/4")
Bricks per square foot 3.9
Brick per square meter 42



Premier Plus
Length 257 mm (10 1/8")
Height 79 mm (3 1/8")
Depth 90 mm (3 1/2")
Bricks per square foot 3.9
Bricks per square meter 42


NOTE: Premier Executive is ONLY available in the USA, due to the 70mm bed depth.

NOTES

- Refer to your local building codes for proper installation of product.
- All Brampton Brick's clay brick products fully meet or exceed the latest version of the following standards: ASTM C216 and the Can/CSA A82 specifications.
- Sizes are available only in standard stock products. Please refer to individual colors for standard stock item sizes available.

COLORS

† = Stock Item Product. Manufactured in our Farmersburg, Indiana plant.



BENTON
Sizes: Modular†, Queen†, Premier Plus




BROWNSTONE
Sizes: Modular†, Queen†, Premier Executive†, Premier Plus†



CRAWFORD
Sizes: Modular†, Queen†, Premier Executive†, Premier Plus†




GIBSON
Sizes: Modular†, Queen†




GRAYSTONE
Sizes: Modular†, Queen†, Premier Executive†, Premier Plus†



JASPER
Sizes: Modular†, Queen†, Premier Plus



MARSHALL
Sizes: Modular†, Queen†, Premier Executive†, Premier Plus†




MONROE
Sizes: Modular†, Queen†, Premier Executive†, Premier Plus†




MORGAN
Sizes: Queen†, Premier Plus



NEWTON
Sizes: Modular†



RIPLEY
Sizes: Modular†, Queen†, Premier Executive†, Premier Plus†



SULLIVAN
Sizes: Modular†, Premier Plus

SPECIFICATIONS

FARMERSBURG, INDIANA PLANT	Weight/Cube (lb)	Weight/Cube (kg)	Weight/Brick (lb)	Weight/Brick (kg)	Bricks/Cube	Bricks/ft ²	Bricks/m ²
Modular	2,304	1,045	4.0	1.8	576	6.8	73.5
Queen	2,341	1,062	3.8	1.7	616	5.7	61.5
Premier Executive	1,959	889	4.8	2.2	408	3.9	42.0
Premier Plus	2,184	990	7.0	3.2	312	3.9	42.0

To find a dealer nearest you please visit:

BramptonBrick.com

Or, call us toll free at:

1.844.GO.BRICK (462-7425) (USA)

1.800.GO.BRICK (462-7425) (Canada)

Product representations shown in this publication are intended to convey the general color, texture and appearance of the product. Variations may occur in the manufacturing and printing process. Always select from an actual product sample.