



finesse

Finesse stone is made-to-order in 9 different sizes, 11 distinct colors and 3 finishes. By exploring color and textures, Finesse delivers durability, style and the truly unique look that you want for your project.



Stone: Finesse, Polar White Suave 90 x 590, 190 x 590 & 290 x 590
Clay Brick: Newton



SIZES



Finesse PRP*
Depth 90 mm (3 1/2")
Height 79 mm (3 1/8")
Length 257mm (10 1/8")
Courses out with Artiste



90 x 290 Stone*
Depth 90 mm (3 1/2")
Height 90 mm (3 1/2")
Length 290 mm (11 3/8")
Courses out with Metric Brick & Block



90 x 390 Stone*
Depth 90 mm (3 1/2")
Height 90 mm (3 1/2")
Length 390 mm (15 5/8")
Courses out with Metric Brick & Block



190 x 390 Stone
Depth 90 mm (3 1/2")
Height 190 mm (7 1/2")
Length 390 mm (15 5/8")
Courses out with Metric Brick & Block



90 x 590 Stone*
Depth 90 mm (3 1/2")
Height 90 mm (3 1/2")
Length 590 mm (23 1/4")
Courses out with Metric Brick & Block



168 x 590 Stone
Depth 90 mm (3 1/2")
Height 168 mm (6 5/8")
Length 590 mm (23 1/4")
Courses out with Premier Plus & Artiste



190 x 590 Stone
Depth 90 mm (3 1/2")
Height 190 mm (7 1/2")
Length 590 mm (23 1/4")
Courses out with Metric Brick & Block



257 x 590 Stone
Depth 90 mm (3 1/2")
Height 257 mm (10 1/8")
Length 590 mm (23 1/4")
Courses out with Premier Plus & Artiste



290 x 590 Stone
Depth 90 mm (3 1/2")
Height 290 mm (11 3/8")
Length 590 mm (23 1/4")
Courses out with Metric Brick & Block



Corner Stone
Depth 90 mm (3 1/2")
Height 190 mm (7 1/2")
Return Corner Length 190 mm (7 1/2")
Face Length 390 mm (15 5/8")



Courses out with Premier Plus brick and our Contempo, Granada and Artiste stone products

Please note that our manufactured concrete masonry units that are 90mm (3-1/2") or less in height and produced as a single size will require more frequent control joint spacing. The recommended control joint spacing for this type of unit should be 50% of the control joint spacing outline by NCMA TEK Note 10-2D Control Joints for Concrete Masonry Walls, Empirical Method*.

ACCESSORIES



Finesse Window Sill
Depth 150 mm (5 7/8")
Height 80 mm (3 1/8")
Length 813 mm (32")



Finesse Accent Sill
Depth 168 mm (6 5/8")
Height 125 mm (5")
Length 914 mm (36")



Finesse 590 Sill with Drip Edge
Depth 190 mm (7 1/2")
Height 90 mm (3 1/2")
Length 590 mm (23 1/4")

PACKAGING SPECIFICATIONS

FINESSE	Quantity/Pallet	Weight/Piece (kg)	Weight/Piece (lbs)	Weight/Pallet (kg)	Weight/Pallet (lbs)	Coverage/Pallet (m ²)	Coverage/Pallet (ft ²)	Layers/Pallet
Finesse 90x390	180	7.7	17	1,388	3,060	7.2	77.5	6 layers x 30 pieces
Finesse 90x590	120	11.3	25	1,361	3,000	7.2	77.5	6 layers x 20 pieces
Finesse 168x590	60	21	47	1,279	2,820	6.4	69	6 layers x 10 pieces
Finesse 190x390	90	15.9	35	1,429	3,150	7.2	77.5	6 layers x 15 pieces
Finesse 190x590	60	24	53	1,442	3,180	7.2	77.5	6 layers x 10 pieces
Finesse 257x590	40	32.7	72	1,306	2,880	6.4	69	5 layers x 8 pieces
Finesse 290x590	36	36.5	80.5	1,315	2,898	6.5	70	6 layers x 6 pieces
Finesse Accent Sill	30	44.5	98	1,334	2,940	3.3	36	5 layers x 6 pieces
Finesse Window Sill	48	22.7	50	1,089	2,400	3.4	36.5	6 layers x 8 pieces
Finesse PRP Brick	320	4.3	9.5	1,378	3,040	7.6	82	8 layers x 40 pieces

COLORS

To ensure you are happy with the colors and textures you are interested in, we strongly recommend basing your final choices on actual samples. Please contact your Sales Representative for more information.



EBONY, QUARTZ



EBONY, STANDARD



EBONY, SUAVE



ALMOND, QUARTZ



ALMOND, STANDARD



ALMOND, SUAVE



ACADEMY BLACK, QUARTZ



ACADEMY BLACK, STANDARD



ACADEMY BLACK, SUAVE




CANVAS BEIGE, QUARTZ




CANVAS BEIGE, STANDARD




CANVAS BEIGE, SUAVE



ONYX, QUARTZ



ONYX, STANDARD



ONYX, SUAVE




WHEATFIELD, QUARTZ




WHEATFIELD, STANDARD




WHEATFIELD, SUAVE




ECLIPSE, QUARTZ




ECLIPSE, STANDARD




ECLIPSE, SUAVE




MINERAL GRAY, QUARTZ




MINERAL GRAY, STANDARD




MINERAL GRAY, SUAVE




PEEL SILVER, QUARTZ



PEEL SILVER, STANDARD




PEEL SILVER, SUAVE



POLAR WHITE, QUARTZ




POLAR WHITE, STANDARD



POLAR WHITE, SUAVE



ICELAND WHITE, QUARTZ



ICELAND WHITE, STANDARD



ICELAND WHITE, SUAVE

RainBloc® technology

Concrete masonry walls produced with the RainBloc® integral water repellent resist wind-driven rain while still maintaining vapor transmission, reducing the chance of mold, mildew, and musty smells from developing inside a building.

When used as an integral ingredient in our concrete masonry products, RainBloc® provides protection throughout the masonry unit to protect concrete masonry walls from moisture penetration.

To ensure your masonry wall system is completely water repellent you must remember to include the RainBloc® additive to the masonry mortar on site. Specify RainBloc® Water Repellent System when designing with Finesse, Profile Series or Standard and Architectural Block.



To find a dealer nearest you please visit:

BramptonBrick.com

Or, call us toll free at:

 **1.800.GO.BRICK (462-7425)** (Canada)

 **1.844.GO.BRICK (462-7425)** (USA)

Product representations shown in this publication are intended to convey the general colour, texture and appearance of the product. Variations may occur in the manufacturing and printing process. Always select from an actual product sample.