

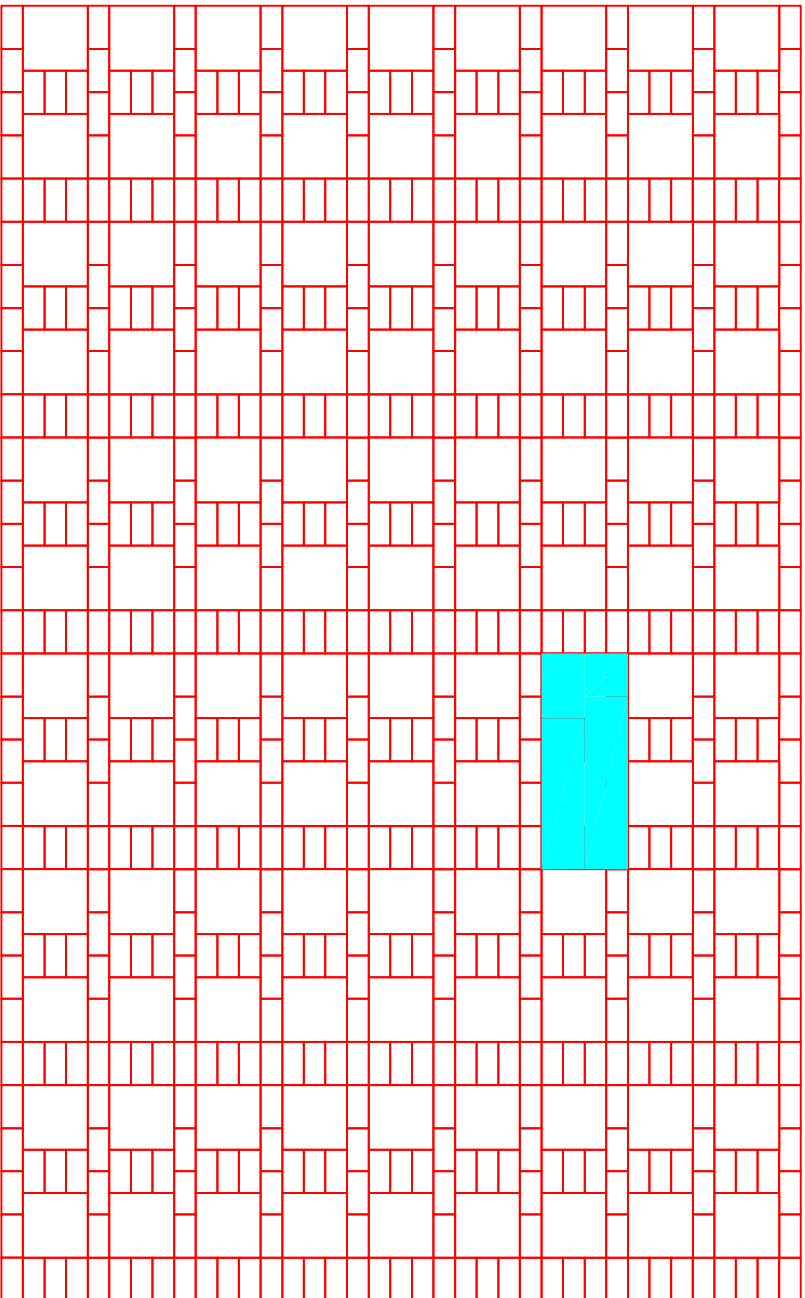


- 
4x8 STONE
 Width: 100mm (3.94")
 Length: 200mm (7.87")
 Pieces per Layer: 53 (plus 2 half stones)
 Layer Coverage: 98.1% (1.9% for half stones)
 11 pcs/set (55% of the pattern area)

- 
12x12 STONE
 Width: 300mm (11.82")
 Length: 300mm (11.82")
 Pieces per Layer: 12
 Layer Coverage: 100%
 2 pc/set (45% of the pattern area)



These CAD details have been drawn based on the Raster dimensions of the product (center of joint to center of joint) based on a specific joint size. Field layout and measurements are recommended before pouring any concrete curbs.

Classic Series

Laying Pattern L
4x8, 12x12 Patchwork