


100x300 STONE
Width: 100mm (3.94")
Length: 300mm (11.81")
Pieces per Layer: 33
Layer Coverage: 100%


(33% of pattern area)


100x400 STONE
Width: 100mm (3.94")
Length: 400mm (15.75")
Pieces per Layer: 22
Layer Coverage: 100%

(33% of pattern area)


200x600 STONE
Width: 200mm (7.87")
Length: 600mm (23.62")
Pieces per Layer: 10
Layer Coverage: 100%

(33% of pattern area)



These CAD details have been drawn based on the Raster dimensions of the product (center of joint to center of joint) based on a specific joint size. Field layout and measurements are recommended before pouring any concrete curbs.

Eterna

Laying Pattern M (Multi Sized Running Bond)