

 **100x300 STONE**
Width: 100mm (3.94")
Length: 300mm (11.81")
Pieces per Layer: 33
Layer Coverage: 100%


(20% of pattern area)

 **100x400 STONE**
Width: 100mm (3.94")
Length: 600mm (15.75")
Pieces per Layer: 22
Layer Coverage: 100%

(26.7% of pattern area)

 **200x600 STONE**
Width: 200mm (7.87")
Length: 600mm (23.62")
Pieces per Layer: 10
Layer Coverage: 100%

(53.3% of pattern area)



These CAD details have been drawn based on the Raster dimensions of the product (center of joint to center of joint) based on a specific joint size. Field layout and measurements are recommended before pouring any concrete curbs.

Eterna

Laying Pattern O (Multi Sized L-Shape)