

Hydr'eau Pave 80mm

SIZES

Combo Bundle



4x4 Stone
3.94 x 3.94"
(100 x 100mm)



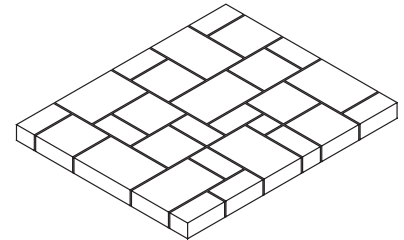
4x8 Stone
3.94 x 7.87"
(100 x 200mm)



8x8 Stone
7.87 x 7.87"
(200 x 200mm)



8x12 Stone
7.87 x 11.81"
(200 x 300mm)

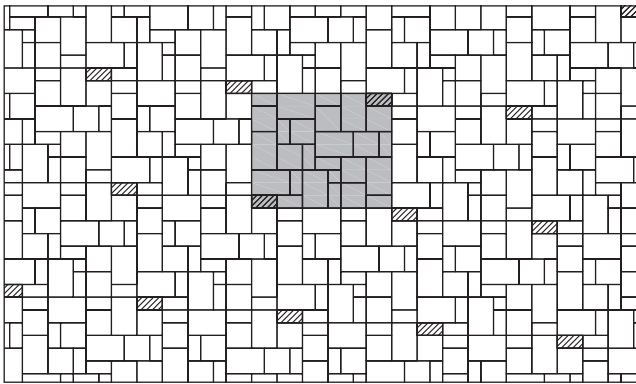


Combo Bundle Layout by Layer

All 4 sizes packaged together
(1 - 4x4, 12 - 4x8, 8 - 8x8, 7 - 8x12 per layer)


PATTERNS

NOTE: AUTOCad DWG and PAT files are available for all Hydr'eau Pave patterns.



Pattern A
(Mechanical Installation)

Install as packaged per layer (shaded). Remove upper right stone (hatched) from every layer, once placed, to allow for placement of the next layer.



Pattern B
(Running Bond)

Stone	4x4 Stone		4x8 Stone		8x8 Stone		8x12 Stone	
	%	Ratio	%	Ratio	%	Ratio	%	Ratio
Pattern A	1	1	24*	12*	32	8	43	7
Pattern B			23	11	33	8	44	7

Notes:

* Includes the single piece to be removed per layer

** Pattern B only uses 92% of 4x8 and no 4x4's.

Use extra stones for edges and cutting.