

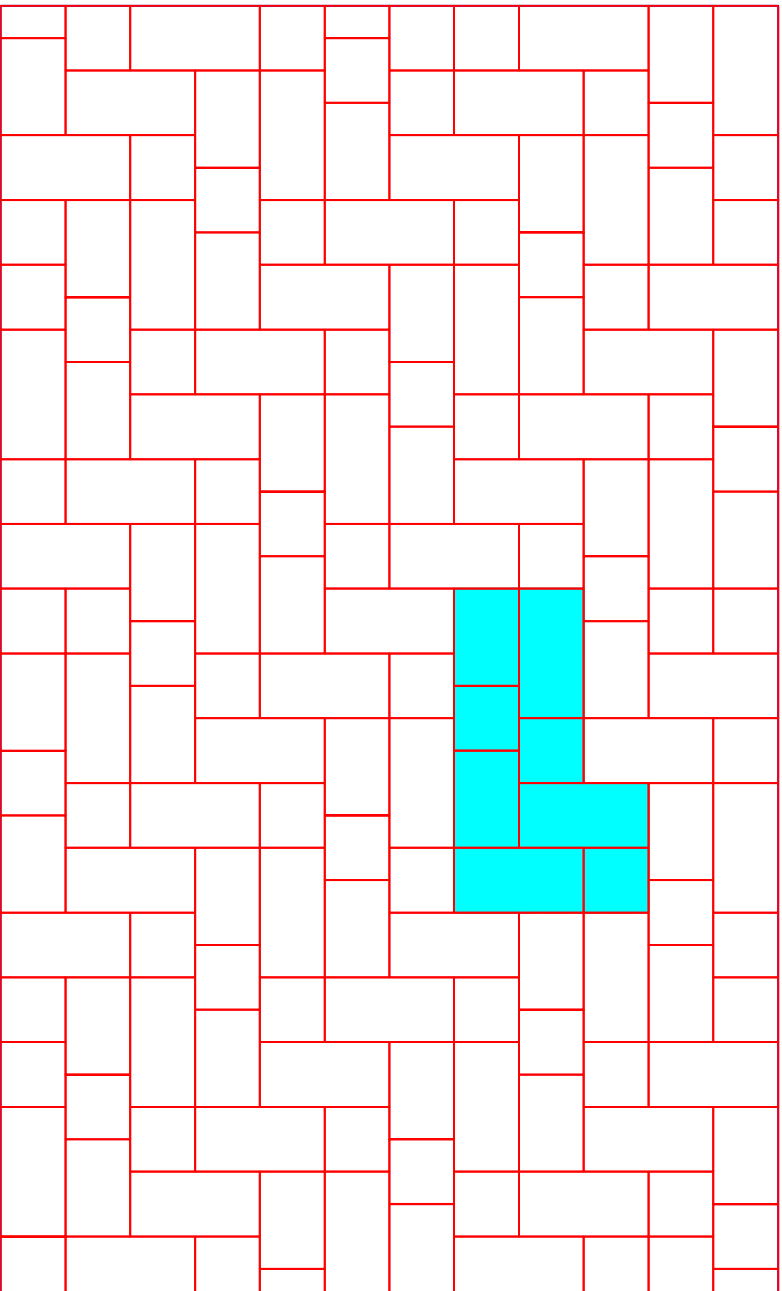


**COMBO BUNDLE**

 **300X300 STONE**  
Width: 300mm (11.81")  
Length: 300mm (11.81")  
Pieces per Layer: 3  
Layer Coverage: 25%

 **300X450 STONE**  
Width: 300mm (11.81")  
Length: 450mm (17.72")  
Pieces per Layer: 2  
Layer Coverage: 25%

 **300X600 STONE**  
Width: 300mm (11.81")  
Length: 600mm (23.62")  
Pieces per Layer: 3  
Layer Coverage: 50%



These CAD details have been drawn based on the Raster dimensions of the product (center of joint to center of joint) based on a specific joint size. Field layout and measurements are recommended before pouring any concrete curbs.

**Molina 80mm**  
Laying Pattern B  
(Combo Bundle L Shape)