




- 
**6x12 STONE**  
 Width: 150mm (5.91")  
 Length: 300mm (11.81")  
 Pieces per Layer: 24  
 Layer Coverage: 100%  
 12 pieces per pattern block  
 (75% of pattern area)
- 
**12X12 STONE**  
 Width: 300mm (11.81")  
 Length: 300mm (11.81")  
 Pieces per Layer: 12  
 Layer Coverage: 25%  
 2 pieces per pattern block  
 (25% of pattern area)



These CAD details have been drawn based on the Raster dimensions of the product (center of joint to center of joint) based on a specific joint size. Field layout and measurements are recommended before pouring any concrete curbs.

**Molina 80mm**  
 Laying Pattern R  
 (6x12 & 12x12 Patchwork)