

CORES TO BE FILLED WITH CLEAR STONE (FREE DRAINING AGGREGATE)

COPING UNIT

SEPARATION GEOTEXTILE (REQUIRED AT TOP OF GRAVEL FILL, T.B.D. BY DESIGN ENGINEER BASED ON BACKFILL TYPE AT BACK AND BOTTOM OF GRAVEL FILL)

SURFACE FINISH PER SITE PLAN

TOP OF WALL

REFER TO DESIGN CHART BELOW FOR MAXIMUM EXPOSED WALL HEIGHTS BASED ON SITE CONDITIONS

FINISHED GRADE

BOTTOM OF WALL

150 mm [6"] MINIMUM

150 mm [6"] MINIMUM

600 mm [24.0"]

100mm [4.0"] DIA. MINIMUM DRAINPIPE (ELEVATION BASED ON DISCHARGE LOCATION)

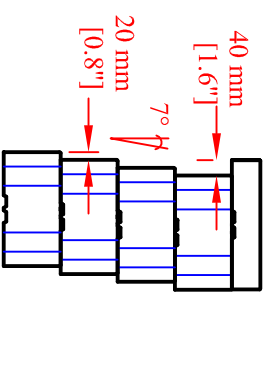
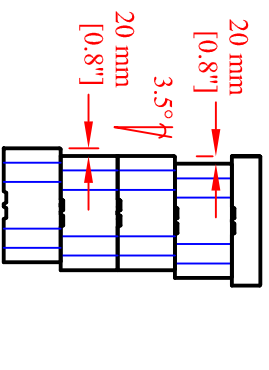
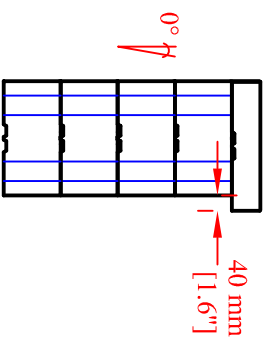
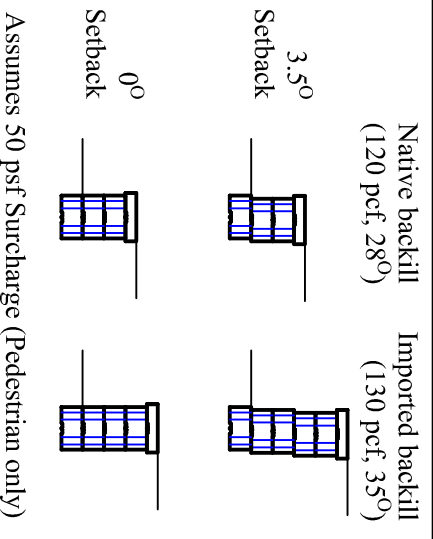
150mm [6.0"] MINIMUM COMPACTED GRANULAR-BASE LEVELING PAD

300mm [12.0"] GRAVEL FILL (FREE-DRAINING AGGREGATE)

GRANULAR MATERIAL TO BOTTOM OF DRAINPIPE

COMPACTED IMPORTED FILL UNLESS OTHERWISE APPROVED BY DESIGN ENGINEER

DESIGN CHARTS



This graphic represents a preliminary, non site-specific design. If used for construction, a registered professional engineer must be retained to review & approve the design, confirm site conditions, and inspect construction.

Nueva 150 Wall System  
Typical Gravity Wall

OAKS  
LANDSCAPE PRODUCTS