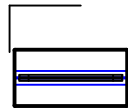
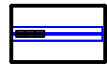


COMBO BUNDLE



24" UNIT
 Width: 600mm (23.62")
 Height: 75mm (2.95")
 Depth: 300mm (11.81")
 Pieces per Layer: 2
 Layer Coverage: 30%



20" END UNIT
 Width: 500mm (19.69")
 Height: 75mm (2.95")
 Depth: 300mm (11.81")
 Pieces per Layer: 2
 Layer Coverage: 25%



20" UNIT
 Width: 500mm (19.69")
 Height: 75mm (2.95")
 Depth: 300mm (11.81")
 Pieces per Layer: 2
 Layer Coverage: 25%



16" UNIT
 Width: 400mm (15.75")
 Height: 75mm (2.95")
 Depth: 300mm (11.81")
 Pieces per Layer: 2
 Layer Coverage: 20%

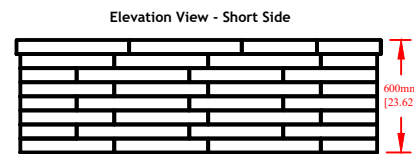
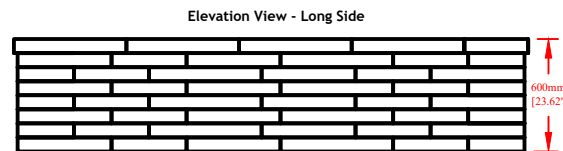
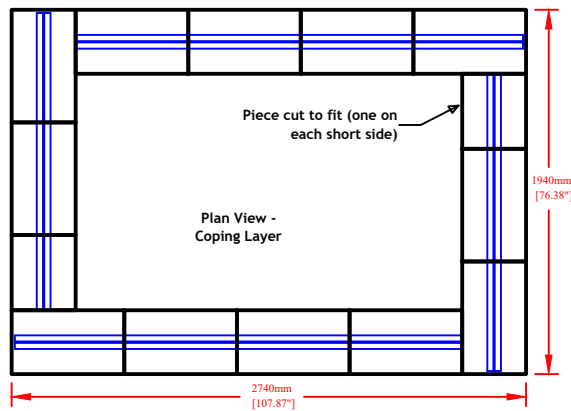
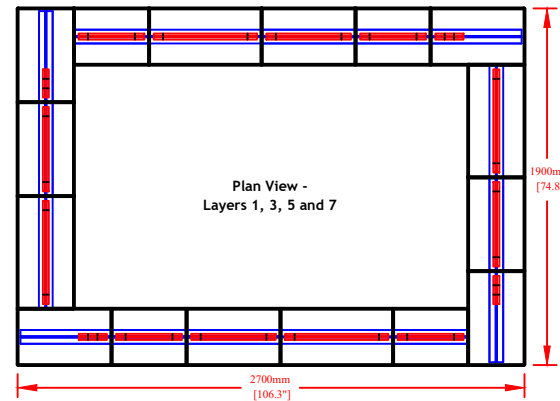
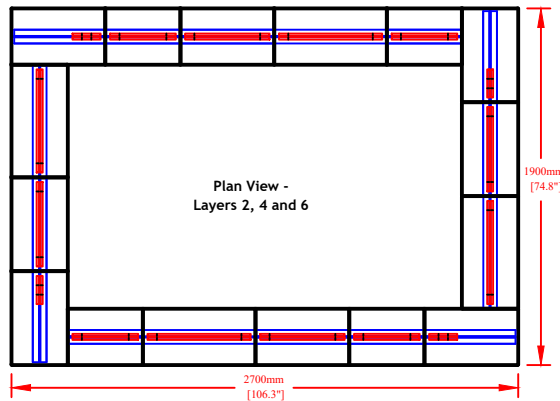
COPING BUNDLE



COPING
 Width: 600mm (23.62")
 Height: 75mm (2.95")
 Depth: 340mm (13.38")
 Pieces per Layer: 2
 Layer Coverage: 67%



END COPING
 Width: 600mm (23.62")
 Height: 75mm (2.95")
 Depth: 340mm (13.38")
 Pieces per Layer: 1
 Layer Coverage: 33%



This graphic represents a preliminary, non site-specific design. If used for construction, a registered professional engineer must be retained to review & approve the design, confirm site conditions, and inspect construction.

Nueva 75 Wall System
 Fire Pit Design - Rectangle