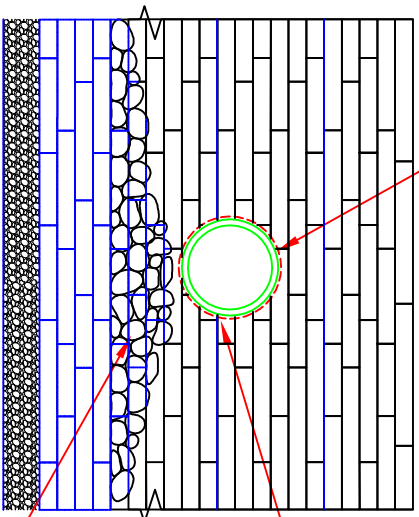
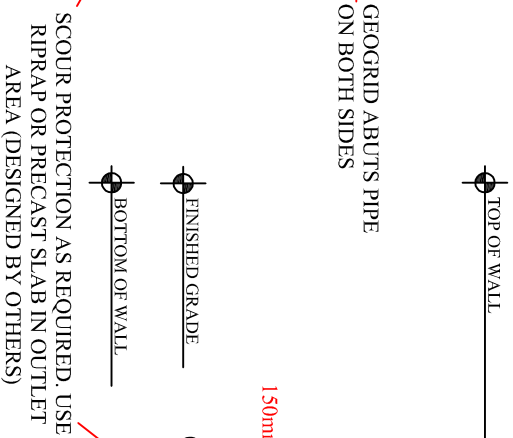


HAND CUT WALL BLOCKS TO WITHIN 25mm [1.0"] OF PIPE. ADD A 25mm [1.0"] ASPHALT IMPREGNATED FIBRE BOARD EXPANSION JOINT MATERIAL BETWEEN PIPE AND WALL BLOCKS. CONCRETE PARGING MAY BE REQUIRED TO FILL LARGE GAPS

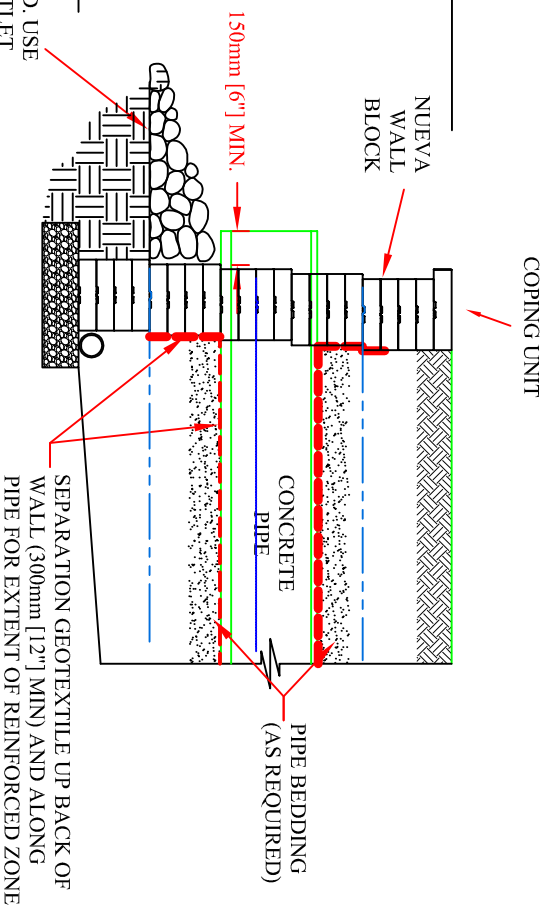


ELEVATION VIEW

1. PIPE DESIGNED BY OTHERS. PIPE MUST BE ABLE TO BEAR THE WEIGHT OF THE WALL ABOVE.
2. PIPE DESIGN MUST ALLOW FOR TOTAL AND DIFFERENTIAL SETTLEMENT TOLERANCES MEETING OR EXCEEDING THOSE OF THE RETAINING WALL.
3. PROPER EROSION/SCOUR PROTECTION MUST BE PROVIDED BY THE PIPE DESIGNER AS NECESSARY BASED ON SITE CONDITIONS AND ANTICIPATED FLOWS.



SECTION VIEW



This graphic represents a preliminary, non site-specific design. If used for construction, a registered professional engineer must be retained to review & approve the design, confirm site conditions, and inspect construction.

Nueva 75 Wall System
Utilities Through Wall Face - Small Pipe