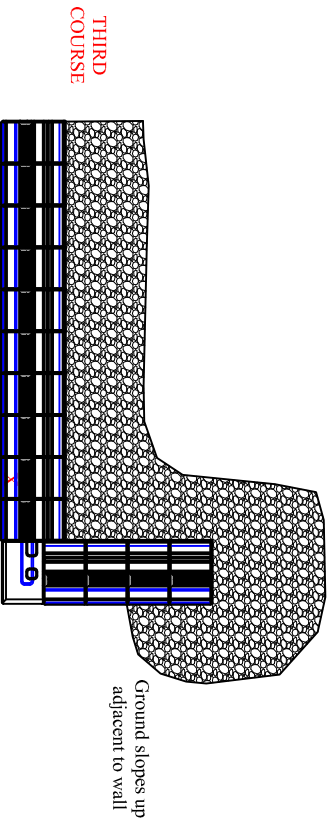
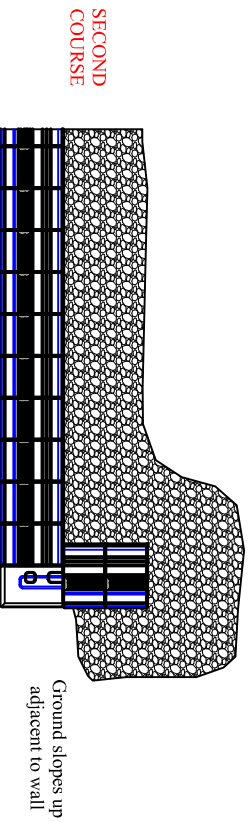






BACKSLOPE ADJACENT TO END OF WALL



STARTING AT THE THIRD COURSE, CUT UNITS (MARKED WITH RED X) AS REQUIRED TO MAINTAIN RUNNING BOND. USE ADHESIVE AS REQUIRED TO SECURE UNITS INTO PLACE

VERTICAL SLOPE ADJACENT TO END OF WALL



STARTING AT THE THIRD COURSE, CUT UNITS (MARKED WITH RED X) AS REQUIRED TO MAINTAIN RUNNING BOND. USE ADHESIVE AS REQUIRED TO SECURE UNITS INTO PLACE



This graphic represents a preliminary, non site-specific design. If used for construction, a registered professional engineer must be retained to review & approve the design, confirm site conditions, and inspect construction.

Ortana Retaining Wall System
End of Retaining Wall Details