


 **8X12 STONE**
Width: 200mm (7.87")
Length: 300mm (11.81")
Pieces per Layer: 4
Layer Coverage: 22.2%

 **12X12 STONE**
Width: 300mm (11.81")
Length: 300mm (11.81")
Pieces per Layer: 4
Layer Coverage: 33.3%

 **12X16 STONE**
Width: 300mm (11.81")
Length: 400mm (15.75")
Pieces per Layer: 4
Layer Coverage: 44.4%

COMBO BUNDLE



These CAD details have been drawn based on the Raster dimensions of the product (center of joint to center of joint) based on a specific joint size. Field layout and measurements are recommended before pouring any concrete curbs.

Ridgefield Smooth

Laying Pattern F
(Combo Bundle L Shape)