


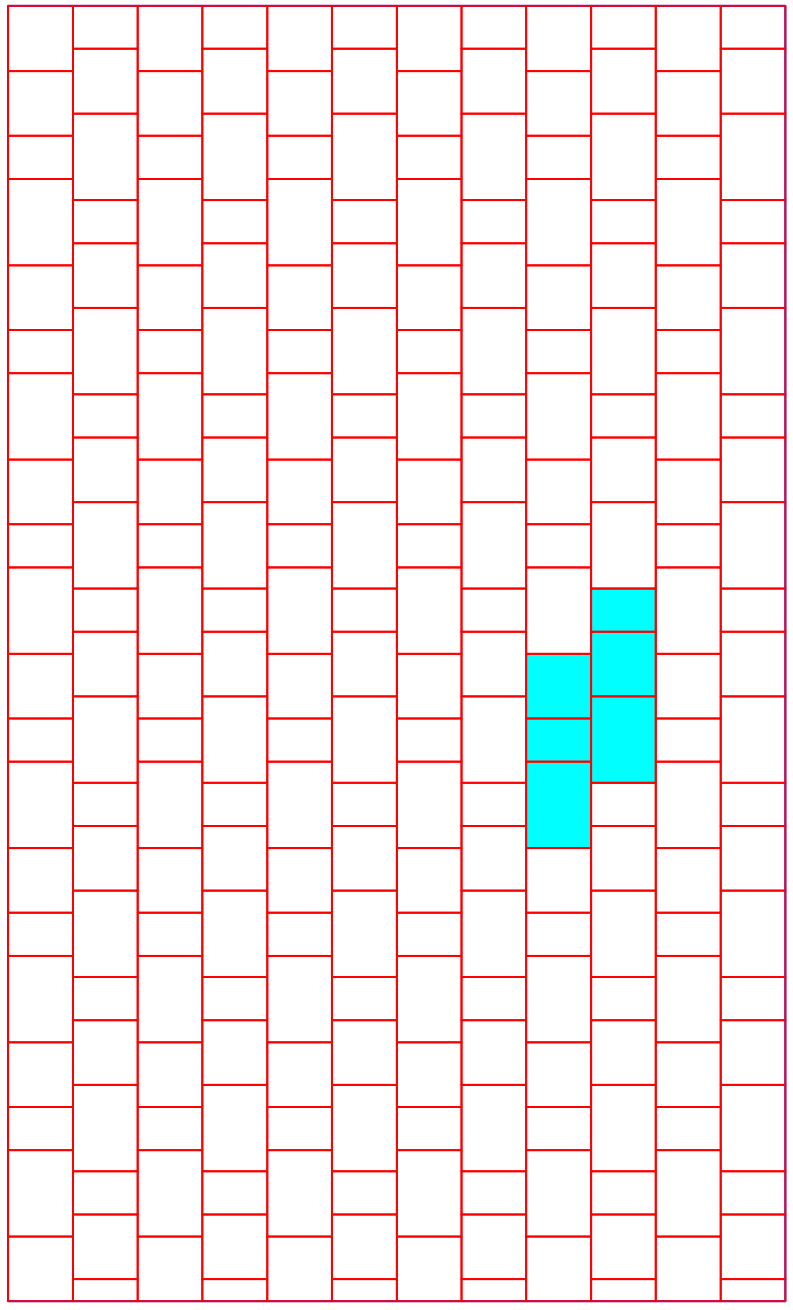


- LARGE COMBO BUNDLE**
- 
**8X12 STONE**  
 Width: 200mm (7.87")  
 Length: 300mm (11.81")  
 Pieces per Layer: 4  
 Layer Coverage: 22.2%
  - 
**12X12 STONE**  
 Width: 300mm (11.81")  
 Length: 300mm (11.81")  
 Pieces per Layer: 4  
 Layer Coverage: 33.3%
  - 
**12X16 STONE**  
 Width: 300mm (11.81")  
 Length: 400mm (15.75")  
 Pieces per Layer: 4  
 Layer Coverage: 44.4%



These CAD details have been drawn based on the Raster dimensions of the product (center of joint to center of joint) based on a specific joint size. Field layout and measurements are recommended before pouring any concrete curbs.

# Ridgefield Smooth

Laying Pattern G  
(Running Bond with Large Combo)